

# William Blyth



William  
Blyth

ESTABLISHED 1840

HANDMADE CLAY ROOF TILES & FITTINGS

MANUFACTURERS OF **HANDMADE** ROOF TILES SINCE 1840

MANUFACTURERS OF **HANDMADE** ROOF TILES SINCE 1840

A REPUTATION BUILT ON QUALITY AND TRADITION



A REPUTATION BUILT ON QUALITY AND TRADITION



William  
Blyth

ESTABLISHED 1840

HANDMADE CLAY ROOF TILES & FITTINGS

For further information please contact us:

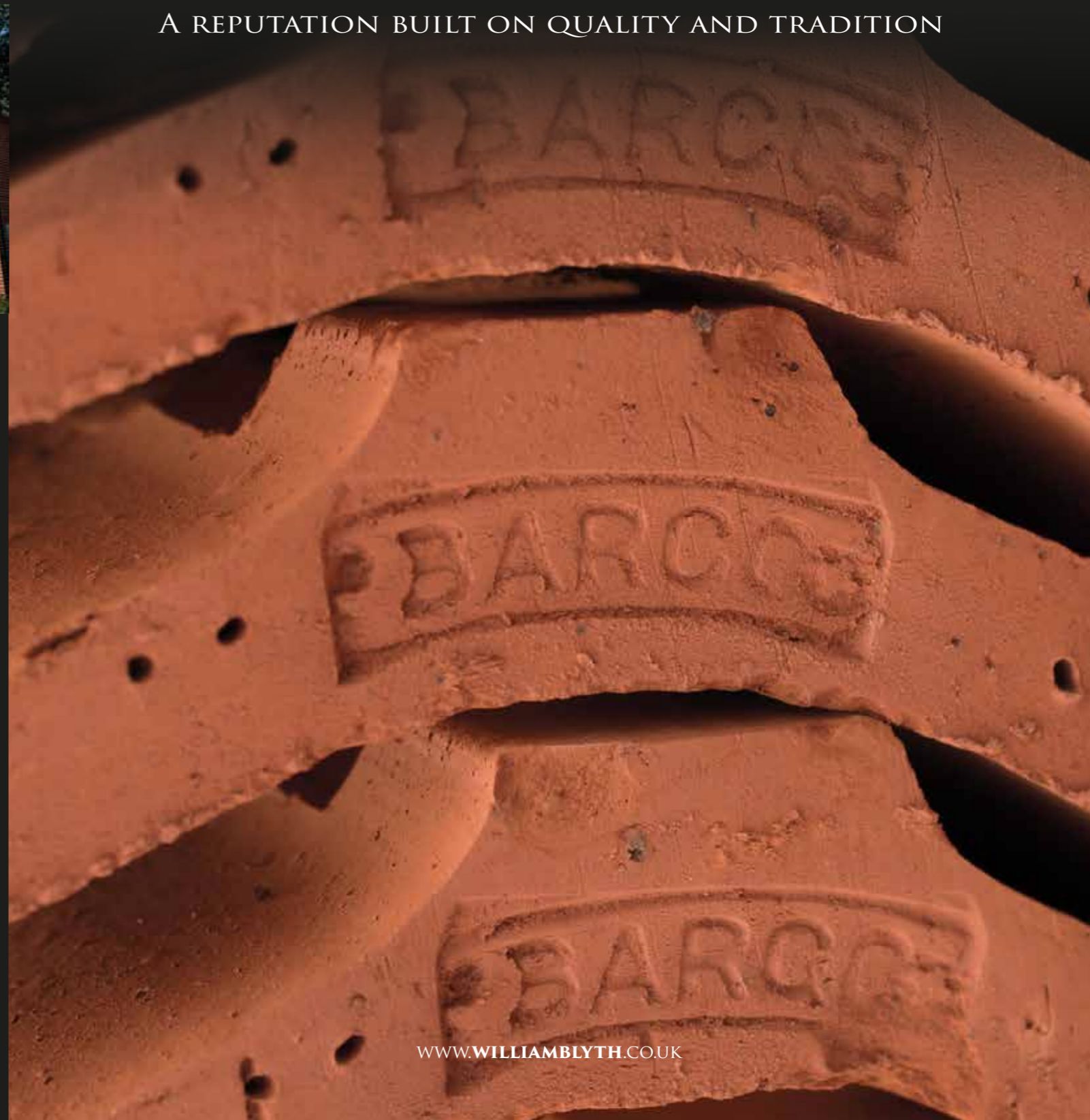
HOE HILL, BARTON UPON HUMBER  
NORTH LINCOLNSHIRE  
DN18 5RB

telephone: 01652 632175 fax: 01226 700350

email: [enquiries@williamblyth.co.uk](mailto:enquiries@williamblyth.co.uk)



[WWW.WILLIAMBLYTH.CO.UK](http://WWW.WILLIAMBLYTH.CO.UK)



[WWW.WILLIAMBLYTH.CO.UK](http://WWW.WILLIAMBLYTH.CO.UK)

THE WILLIAM BLYTH  
HANDMADE ROOF  
TILES STORY



## INTRODUCTION

ESTABLISHED IN **1840**  
WILLIAM BLYTH IS ONE  
OF THE OLDEST ROOF TILE  
MANUFACTURERS IN THE UK.  
BRITISH-MADE 'BARCO'  
THE STAMP OF QUALITY,  
MANUFACTURING  
TRADITIONAL HANDMADE  
CLAY TILES SINCE 1840.

**Manufacturing a wide range of handmade clay roof tiles and fittings using our own reserves of alluvial clay situated on the Southern banks of the River Humber, combined with traditional firing techniques solely on coal, producing a unique array of natural colours and textures.**

Using time-honoured traditional methods and a highly skilled workforce, William Blyth products can match and enhance any new build, heritage property or commercial concern.

Age old methods of drying and firing our natural alluvial clay creates a tile that has excellent weathering properties and renowned durability.

To help you feel a part of this heritage, we welcome you to visit the works to see our skilled craftsmen and discuss your individual requirements.

**Welcome to William Blyth.**



MANUFACTURING  
HANDMADE TILES  
SINCE **1840**



# THE STORY BEHIND OUR TILES



## CONTENTS


WITH OVER **180** YEARS OF MANUFACTURING EXPERIENCE, WILLIAM BLYTH ROOF TILES HAVE BUILT UP GENERATIONS OF EXCELLENCE.

6	OUR HISTORY
8	OUR QUARRY AND OUR CLAY
10	HOW WE MAKE OUR TILES
12	FIRING AND COLOURS
14	'BARCO' NATURAL RED PANTILES
16	'BARCO' WEATHERED PANTILES
18	'BARCO' LIGHT ANTIQUE PANTILES
20	'BARCO' DARK EARTH PANTILES
22	CELTIC TILES
23	CORRUGATED TILES
24	HANDMADE PLAIN TILES & TRADITIONAL SANDED PLAIN TILES
28	FITTINGS
30	BESPOKE SERVICE
32	HANDMADE TERRACOTTA CHIMNEY POTS & FLOWERPOTS
33	BESPOKE POTTERY
34	HANDMADE CHIMNEY POTS
35	FLOOR TILES
36	SUSSEX HANDMADE BRICK LTD
38	GALLERY



Humber Bridge Garden Centre, Light Antique Barco Pantiles & Sussex Handmade Brick Elizabethan Multi brick including a range of our handmade flowerpots.

# William Blyth



LAUREL FARM, GREAT GIDDING. NATURAL RED BARCO PANTILES

# THE STORY BEHIND OUR TILES



## OUR HISTORY

WILLIAM BLYTH TILE WORKS, ESTABLISHED IN 1840, IS ONE OF THE OLDEST TILE MANUFACTURERS IN EUROPE.

**Barton upon Humber was once the brick and tile making capital of Great Britain, sitting on some of the best reserves of alluvial clay found along the Humber estuary.**

The industry can be traced back as far as the seventeenth century, when the vernacular of thatch was gradually replaced with tile roofs and brick built dwellings.



When the brick tax was abolished in 1850, the tile and brick industry expanded from four manufacturers to around twenty by the early 1890's throughout the Barton area. In the late 1950's with the increase of modernisation larger factories were built producing tiles and bricks with modern machinery encouraging automation of most product ranges.

This left many of the traditional smaller works out of business. Today only William Blyth - with its two sites, at Hoe Hill and Far Ings - survives on the Southern banks of the River Humber.

The process at William Blyth has changed little over the centuries, although mechanisation has sped up some aspects of production.



## OUR HISTORY

We continue to respect our heritage and retain the skills and expertise that have stood the test of time. With knowledge passed down from maker to maker through the generations, we are able to produce a wide range of roofing products and terracotta ware.

Our highly skilled craftsmen take great care and attention to detail, each and every tile is produced by hand, resembling the makers' own marks

Used on roofs from barns, regal buildings, cottages to supermarkets and in conservation areas such as York Minster, Sandringham Estate and the Kings Stables at the National Horse Racing Museum. Our tiles are dispatched throughout the UK and exported to places as far as Japan and Australia.

From the traditional pantile, to the ornamental peg tiles you are guaranteed to find a tile full of character with a colour or texture to suit your individual requirements.



# THE STORY BEHIND OUR TILES



## OUR QUARRY AND OUR CLAY

SITUATED ADJACENT TO THE RIVER HUMBER, WILLIAM BLYTH CAREFULLY EXTRACT NATURAL ALLUVIAL CLAY WHICH IS USED FOR ALL OF THE ROOF TILES THAT ARE MADE AT BOTH THE FAR INGS AND HOE HILL SITES.

**Clay is carefully extracted typically twice per annum with the use of modern earth moving equipment. The clay is then transported to a large pad via tractors and trailers which then - with a low ground pressure bulldozer - is compacted and blended into a large wedge shape. This allows the clay to mature and also retain the necessary amount of moisture content before it is then lightly processed into manageable sized clay dowels for the handmakers.**

The clay remains in the stock pile where it awaits the milling process where it is then processed into manageable sized pieces for the tile makers - formally know as clay dowels. Little processing allows the clay to remain nearly true to its original state, so that the clay particles are not heavily impacted and processed, allowing the tile (once made and fired) to then weather down in a relatively short period. Much the same as how tiles were originally made in the 1900's - something truly unique to William Blyth.



## THE STORY BEHIND OUR TILES



## HOW WE MAKE OUR TILES

GENERATIONS OF  
KNOWLEDGE AND  
MANUFACTURING  
EXCELLENCE.

All of our tiles are made still to date using time-honoured traditional methods that date back as far as the 19th Century, with little changes other than the modification of mobile plant and machinery, help to maintain the character and aesthetics of tiles that were made over a century ago.



# William Blyth

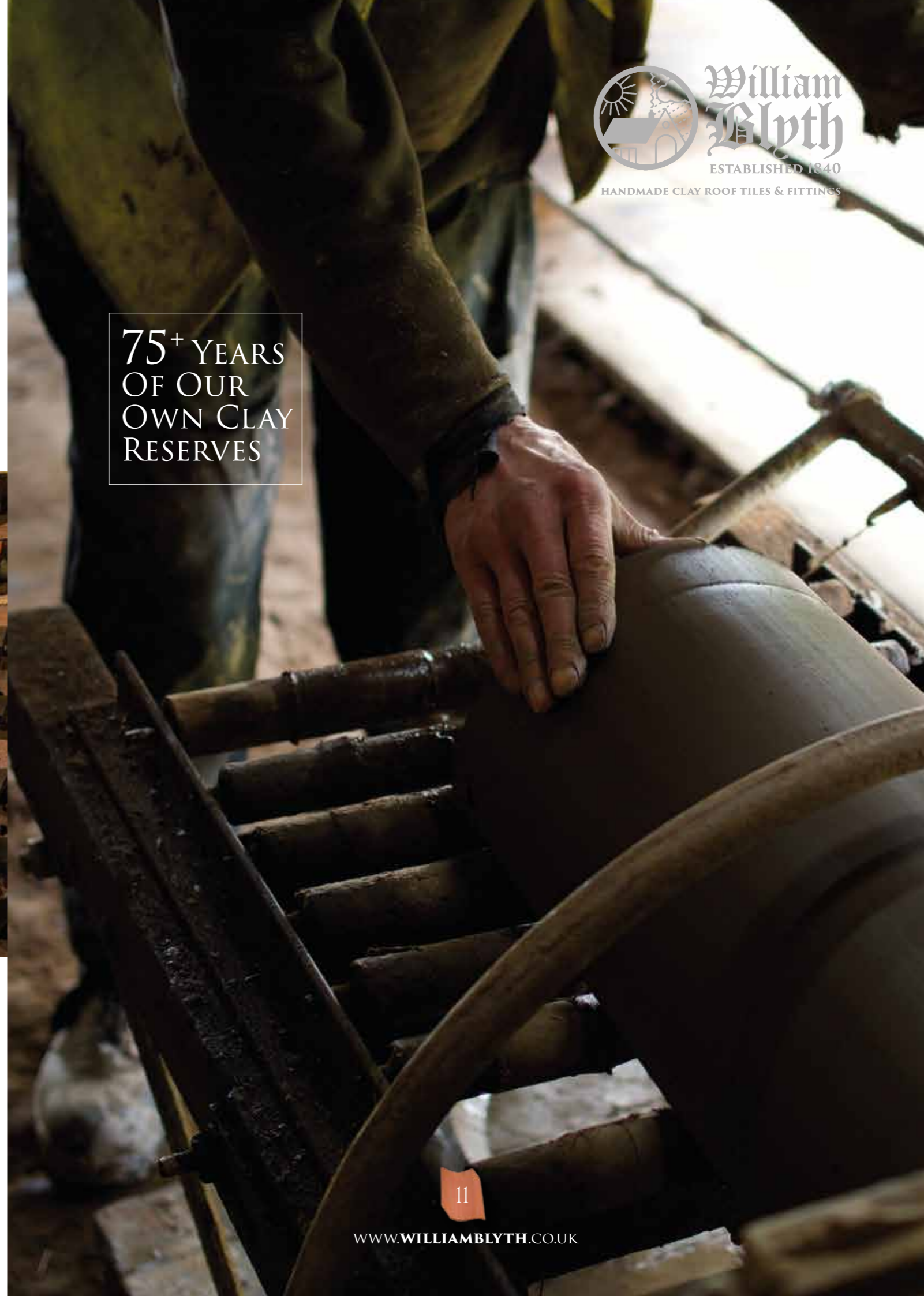
Our natural alluvial clay is pressed into manageable sized blocks formally known as dowels, the dowels are then taken by the individual makers to the designated shed where it is then pressed, shaped and cut to the tiles profile where it is then placed on a drying rack to naturally air dry before being transferred to the kilns. As the clay is dried naturally it is zero carbon and totally green.

10

[WWW.WILLIAMBLYTH.CO.UK](http://WWW.WILLIAMBLYTH.CO.UK)



75+ YEARS  
OF OUR  
OWN CLAY  
RESERVES



11

[WWW.WILLIAMBLYTH.CO.UK](http://WWW.WILLIAMBLYTH.CO.UK)

## THE STORY BEHIND OUR TILES



## FIRING & COLOURS

FIRING SOLELY ON COAL,  
PRODUCING A UNIQUE  
ARRAY OF RICH COLOUR TONES.



**William Blyth are the last surviving roof tile manufacturer that fires their roof tiles solely 100% on coal. Our traditional downdraught kilns date back to the 19th Century and currently hold a listing status of Grade 2, showing their national importance. The coal firing creates colour tones that are truly unique and that cannot be resembled by gas or oil.**


Fired by hand with the assistance of modern temperature recording equipment, the kilns are fired for approximately 96 hours. A top temperature of 1,010°C is reached and held, to allow the tiles to vitrify and maintain their highly renowned durability and performance.

The heat is pulled naturally by the draw of the chimney stack throughout the firing and cooling process. This gives different temperature zones within the kiln, resulting in the top tiles having a darker orange, through to a red colour, to the bottom tiles, having a lighter, rich orange tone.

The kilns are carefully cooled naturally, with recovered heat directed to our indoor drying sheds. When the kilns are sufficiently cooled, the door way - formerly known as the wicket - is taken down. The tiles are then drawn and graded by hand and palletised, ready for dispatched.



## FIRING & COLOURS



## THE STORY BEHIND OUR TILES



## OUR RANGE OF 'BARCO' OLD ENGLISH PANTILES

WILLIAM BLYTH TILE WORKS,  
ESTABLISHED IN 1840, IS ONE  
OF THE OLDEST INDUSTRIES  
IN BARTON UPON HUMBER.

**Our pantiles are all handmade by our highly skilled craftsmen using our own reserves of alluvial clay.**

The clay's natural, rich iron content when fired in our traditional coal fired kilns, creates a blend of deep oranges through to reds. Produced in four colours to complement properties old or new, every tile weathers naturally to give a mature appearance and becomes more attractive with age.

Private Property on the North Norfolk Coast.



### TECHNICAL INFORMATION

Min Roof Pitch:	30°
Size of Tile:	343mm x 241mm
Head lap minimum:	75mm
Batten Spacing:	257mm - 267mm
Cover Capacity per m <sup>2</sup> :	17.5
Weight per cover (kg):	38.5
Weight per tile (kg):	2.2
Weight per Pallet (kg):	1,100
Quantity per Pallet:	480

\*Handmade clay tiles are subject to small variations in size because of the drying and firing shrinkage within the manufacturing process. Before deciding on the batten gauge and linear coverage, the roof tiler should inspect each batch of tiles to ensure that the correct minimum head lap and side lap are achieved. Unless otherwise stated, specification and fixing guide is based on the tiles laid at minimum head lap. Tiles should be drawn from three or more packs concurrently to ensure consistency of blend.

For further details please email: [enquiries@williamblyth.co.uk](mailto:enquiries@williamblyth.co.uk)

## NATURAL RED





## THE STORY BEHIND OUR TILES



### 'BARCO' OLD ENGLISH PANTILES WEATHERED

WILLIAM BLYTH TILE WORKS,  
ESTABLISHED IN 1840, IS ONE  
OF THE OLDEST INDUSTRIES  
IN BARTON UPON HUMBER.

**Our Weathered pantiles help create an instant aged look to any property from the moment they are laid.**

Each tile is lightly coloured by hand, giving a subtle variation of stain. Once fired in our kilns the stain is burnt onto the surface of the tiles. The weathered tiles are an ideal choice for the refurbishment of older buildings and much more cost-effective than the use of reclaimed tiles.

The Catholic Church of the Annunciation  
at Little Walsingham



#### TECHNICAL INFORMATION

Min Roof Pitch:	30°
Size of Tile:	343mm x 241mm
Head lap minimum:	75mm
Batten Spacing:	257mm - 267mm
Cover Capacity per m <sup>2</sup> :	17.5
Weight per cover (kg):	38.5
Weight per tile (kg):	2.2
Weight per Pallet (kg):	1,100
Quantity per Pallet:	480

16

## WEATHERED



17

## THE STORY BEHIND OUR TILES



### 'BARCO' OLD ENGLISH PANTILES LIGHT ANTIQUE

WILLIAM BLYTH TILE WORKS, ESTABLISHED IN 1840, IS ONE OF THE OLDEST INDUSTRIES IN BARTON UPON HUMBER.

**The Light Antique pantile is well-suited for older properties to help blend into the characteristics of the surrounding building and particularly lending itself to be used with stone-built buildings.**

Each tile is coloured by hand using a colouring agent which when fired creates a light to dark brown finish. Due to the handling of each tile, this can leave some tiles showing a hint of the tiles natural body colour. This tile helps to replicate the character and charm of reclaimed tiles and an instant darker colour tone to any roof.

Private property in Scarborough, North Yorkshire



#### TECHNICAL INFORMATION

Min Roof Pitch:	30°
Size of Tile:	343mm x 241mm
Head lap minimum:	75mm
Batten Spacing:	257mm - 267mm
Cover Capacity per m <sup>2</sup> :	17.5
Weight per cover (kg):	38.5
Weight per Tile (kg):	2.2
Weight per Pallet (kg):	1,100
Quantity per Pallet:	480

\*Handmade clay tiles are subject to small variations in size because of the drying and firing shrinkage within the manufacturing process. Before deciding on the batten gauge and linear coverage, the roof tiler should inspect each batch of tiles to ensure that the correct minimum head lap and side lap are achieved. Unless otherwise stated, specification and fixing guide is based on the tiles laid at minimum head lap. Tiles should be drawn from three or more packs concurrently to ensure consistency of blend. For further details please email: [enquiries@williamblyth.co.uk](mailto:enquiries@williamblyth.co.uk)

### LIGHT ANTIQUE



# THE STORY BEHIND OUR TILES




## 'BARCO' OLD ENGLISH PANTILES DARK EARTH

WILLIAM BLYTH TILE WORKS,  
ESTABLISHED IN 1840, IS ONE  
OF THE OLDEST INDUSTRIES  
IN BARTON UPON HUMBER.

**Our Dark Earth pantile is deep smutt black in colour with little variation creating visual impact to any roof**

It can be used as an alternative to black glazed tiles, which were predominantly found throughout the Norfolk area. The property (below) is roofed in both natural red and dark earth pantiles, giving a distinctive and contemporary finish. Due to how these tiles are made and handled, they can be prone to small chips, leaving some showing a hint of the tiles' natural body colour.

Private property in North Lincolnshire with a blend of Dark Earth and Natural Red Pantiles.



### TECHNICAL INFORMATION

Min Roof Pitch:	30°
Size of Tile:	343mm x 241mm
Head lap minimum:	75mm
Batten Spacing:	257mm - 267mm
Cover Capacity per m <sup>2</sup> :	17.5
Weight per cover (kg):	38.5
Weight per Tile (kg):	2.2
Weight per Pallet (kg):	1,100
Quantity per Pallet:	480

\*Handmade clay tiles are subject to small variations in size because of the drying and firing shrinkage within the manufacturing process. Before deciding on the batten gauge and linear coverage, the roof tiler should inspect each batch of tiles to ensure that the correct minimum head lap and side lap are achieved. Unless otherwise stated, specification and fixing guide is based on the tiles laid at minimum head lap. Tiles should be drawn from three or more packs concurrently to ensure consistency of blend.

For further details please email: [enquiries@williamblyth.co.uk](mailto:enquiries@williamblyth.co.uk)

## DARK EARTH



# THE STORY BEHIND OUR TILES



## CELTIC TILES

WILLIAM BLYTH IS THE LAST REMAINING UK MANUFACTURER STILL PRODUCING THE CELTIC TILE SOLELY BY HAND, DATING BACK TO THE EARLY 1850'S.

**The Celtic tile, often known as the French or the Gaelic tile, with its flat pan and subtle single roll gives any roof a delicate finish.**

The Celtic tile is ideal for new build or renovation work in conservation areas.

The Celtic tile is produced in the same four colours as our pantiles.



Celtic tiles - Natural Red



Natural Red Weathered Light Antique Dark Earth

### TECHNICAL INFORMATION

Min Roof Pitch:	30°
Size of Tile:	343mm x 241mm
Batten Spacing:	267mm fixed gauge
Cover Capacity per m <sup>2</sup> :	17.5
Weight per cover (kg):	38.5
Weight per tile (kg):	2.2
Weight per Pallet (kg):	1,200
Quantity per Pallet:	540

\*Handmade clay tiles are subject to small variations in size because of the drying and firing shrinkage within the manufacturing process. Before deciding on the batten gauge and linear coverage, the roof tiler should inspect each batch of tiles to ensure that the correct minimum head lap and side lap are achieved. Unless otherwise stated, specification and fixing guide is based on the tiles laid at minimum head lap. Tiles should be drawn from three or more packs concurrently to ensure consistency of blend.

For further details please email: [enquiries@williamblyth.co.uk](mailto:enquiries@williamblyth.co.uk)

## CORRUGATED TILES

WILLIAM BLYTH IS THE LAST REMAINING UK MANUFACTURER WHICH STILL RETAINS THE SKILLS AND KNOWLEDGE TO PRODUCE THE CORRUGATED TILE.

**The Corrugated is a unique tile with three delicate rolls requiring very careful attention to detail in the production process.**

We take extra care in the drying to allow even air flow to minimise any cracking. The Corrugated tiles complement restoration and conservation projects, as well as creating a striking roof in more modern designs.

The Corrugated tile is produced in the following colours:



Natural Red Weathered Light Antique Dark Earth



Corrugated tiles - Natural Red

### TECHNICAL INFORMATION

Min Roof Pitch:	30°
Size of Tile:	343mm x 241mm
Batten Spacing:	267mm fixed gauge
Cover Capacity per m <sup>2</sup> :	17.5
Weight per cover (kg):	35
Weight per Tile (kg):	2.2
Weight per Pallet (kg):	1,200
Quantity per Pallet:	540


\*Handmade clay tiles are subject to small variations in size because of the drying and firing shrinkage within the manufacturing process. Before deciding on the batten gauge and linear coverage, the roof tiler should inspect each batch of tiles to ensure that the correct minimum head lap and side lap are achieved. Unless otherwise stated, specification and fixing guide is based on the tiles laid at minimum head lap. Tiles should be drawn from three or more packs concurrently to ensure consistency of blend.

For further details please email: [enquiries@williamblyth.co.uk](mailto:enquiries@williamblyth.co.uk)

# THE STORY BEHIND OUR TILES



## HANDMADE PLAIN TILES & TRADITIONAL SANDED TILES



To complement our pantiles, William Blyth manufacture a selection of handmade plain tiles which are available in both a smooth and a sanded texture.

Our plain tiles can be laid as one colour or blended to give your property its own unique appearance. Our smooth plain tiles can be used to often complement smaller roofs such as garages, porches or dormas, alongside our pantiles.



Private Grade II property in Norfolk, roofed with decorative club tiles and weathered plain tiles




NATURAL RED

WEATHERED

LIGHT ANTIQUE

DARK EARTH



WATER TOWER, DORSET  
WITH NATURAL RED  
PLAIN TILES

# THE STORY BEHIND OUR TILES



## TRADITIONAL SANDED PLAIN TILES

USING TRADITIONAL METHODS AND OUR SKILLED CRAFTSMEN, WILLIAM BLYTH MANUFACTURE A RANGE OF GENUINE HANDMADE, SANDED NIBBED PLAIN TILES.

**Each tile is individually cut from a ribbon of clay, hand sanded, pressed, shaped, trimmed and nail-holed. Once made, each tile is carefully placed onto a specially-shaped drying rack, to help achieve a subtle camber.**

Once dry, our sanded plain tiles are then set amongst the pantiles in the kilns where they are fired to 1,010° C to ensure the best durability and longevity is achieved.

Private new build – a blend of Antique Red and Chestnut Brown



### TECHNICAL INFORMATION

Min Roof Pitch:	35°
Size of Tile:	267mm x 165mm
Batten Spacing:	102mm maximum
Cover Capacity per m <sup>2</sup> :	60.0
Weight per cover (kg):	72.0
Weight per Tile (kg):	1.2
Weight per Pallet (kg):	1,200
Quantity per Pallet:	900


Combining the natural properties of alluvial clay and sand facing creates a tile full of character, each tile resembles the individual marks of the maker. Our handmade sanded plain tiles help to resemble the characteristic and aesthetics of reclaimed tiles, suitable for both restoration and new builds.

\*Handmade clay tiles are subject to small variations in size because of the drying and firing shrinkage within the manufacturing process. Before deciding on the batten gauge and linear coverage, the roof tiler should inspect each batch of tiles to ensure that the correct minimum head lap and side lap are achieved. Unless otherwise stated, specification and fixing guide is based on the tiles laid at minimum head lap. Tiles should be drawn from three or more packs concurrently to ensure consistency of blend.

For further details please email: [enquiries@williamblyth.co.uk](mailto:enquiries@williamblyth.co.uk)



## TRADITIONAL SANDED PLAIN TILES



ST NICHOLAS CHURCH,  
LINCOLNSHIRE -  
AUTUMN ORANGE



AUTUMN ORANGE

ANTIQUÉ RED

CHESTNUT BROWN



# THE STORY BEHIND OUR TILES



## FITTINGS

TO COMPLEMENT OUR FULL RANGE OF ROOF TILES, WILLIAM BLYTH MANUFACTURE A VAST SELECTION OF STANDARD & NON-STANDARD ROOF FITTINGS, AVAILABLE IN BOTH SMOOTH AND SANDED FINISHES IN ALL COLOURS.

The true skill of the craftsman is well displayed from the bonnet to the ridge tile.

Using the same alluvial clay as all our other tiles, these tiles blend in together and add character and value to any property.

### RIDGE TILES (available in both 12" (305mm) or 18" (458mm) lengths)



Half Round Ridge



Third Round Ridge



Hogsback Ridge



Sharp Top



Monopitch Ridge



Porch Ridge



Ornamental Ridge



Roll Top



Dentil Slip

### PLAIN TILE FITTINGS



Eave



Gable



Vertical Angle  
90° (LH/RH) External and Internal



Standard Valley



Standard Bonnet



Arris Hip

### ORNAMENTAL TILES



Arrow Head



Castellated



Club



Fish Tail



Bull Nose

### VENT TILES



Air Vent Half Round  
Ridge



Air Vent Hogsback  
Ridge



Air Vent Pantile



Air Vent Pantile  
with Soil Pipe



Air Vent Plain Tile  
with Soil Pipe

### VERGE TILES



Left Hand Verge Pantile



Left Hand Verge Celtic



Fleur de Lys



Dolly

### FINIALS

# THE STORY BEHIND OUR TILES



## BESPOKE SERVICE

WILLIAM BLYTH BESPOKE SERVICE PROVIDES A SPECIALIST DESIGN AND MANUFACTURING PROGRAMME, WHICH CONCENTRATES ON THE DETAIL AND DESIGN PROCESS TO MAKE SURE THAT THE BEST MATCH CAN BE MADE TO THE ORIGINAL PIECES.

**Using our highly-skilled craftsmen and traditional materials, ensures that the finished product will meet the highest standards and will weather down to a mature appearance to help blend in with surrounding buildings.**

Today there is a growing demand for traditional and bespoke products to be produced. With this in mind, we have our own team of master craftsmen who are able to design original pieces as well as reproduce any form of clay ware.

The bespoke service has undertaken a diverse range of projects, from the reproduction of Roman bricks for the Temple of Mithras, to the manufacturing of ornate ridge tiles and finials for a Grade II listed building in Dublin.



## BESPOKE SERVICE



RETAINING HISTORY WITH THE SKILLS TO MAKE TO YOUR INDIVIDUAL, BESPOKE, REQUIREMENTS.





# THE STORY BEHIND OUR POTTERY



## HANDMADE TERRACOTTA CHIMNEY POTS & FLOWERPOTS

AT WILLIAM BLYTH WE PRIDE OURSELVES ON PRODUCING TRADITIONAL FROST PROOF HAND-THROWN POTTERY.

We use our own alluvial clay, dug from the banks of the river Humber, which is then weathered and blended on site to ensure longevity in all of our frost proof terracotta.

Our pots are thrown by hand, using a potter's wheel and combination of pressing techniques. These skills have been passed down for generations, our potter and his team have over 30 years experience. You can come and visit our potter and his team and see them at work in 'The Potters Shed'. Here you can see the pots being thrown from start to finish and even order your very own bespoke pot.

We have a wide range of pots in various shapes, sizes and finishes, both traditional and modern.



We also offer a bespoke service and can meet any 'pot needs' whether it be a new design or commemorative pot, personalised on one of our traditional flowerpots.

All of our pots are then dried on site in the same open drying sheds alongside the tiles (making the most of the strong winds that pass down the Humber). During the winter months we use an indoor drying shed to speed up the process. It can take anything from 1 week to 2 months for our pots to dry depending on the size of the pot. This ensures our pots are ready for the firing process.

We fire our pots in our 100 year old kiln with coal. It takes four days to reach a temperature in excess of 1,000°C. The kiln is then left to cool for a further six days. This creates a pot with subtle variations in colour with a deep orange terracotta finish.

To purchase any of our pottery please contact our stockist: **Humber Bridge Garden Centre**



32

[WWW.WILLIAMBLYTH.CO.UK](http://WWW.WILLIAMBLYTH.CO.UK)



## BESPOKE POTTERY HANDMADE JUST FOR YOU

As well as our traditional range of pots we also offer a bespoke service, designing pots for any occasion.

### COMMEMORATIVE

We offer personalised inscriptions to be added to any of our traditional flowerpots be it for a wedding, anniversary, birthday or any special occasion.

All of our bespoke and commemorative pots are made especially for you and require a lead time of 8 -10 weeks to make sure they're ready for your special occasion.

For more information in regards to our bespoke service please email [enquiries@williamblyth.co.uk](mailto:enquiries@williamblyth.co.uk), telephone us on +44 (0) 1652 637 095 or visit our website [www.williamblyth.co.uk](http://www.williamblyth.co.uk)



33

[WWW.WILLIAMBLYTH.CO.UK](http://WWW.WILLIAMBLYTH.CO.UK)

# THE STORY BEHIND OUR POTTERY



## HANDMADE CHIMNEY POTS

To complement our roof tiles, William Blyth manufacture a selection of hand thrown chimney pots.

Hand thrown by our highly-skilled throwers using the same alluvial clay as the roof tiles. Our chimney pots help to characterise the roofs of our towns, villages and cities. From the very traditional roll top chimneys to the more ornate castellated pots, we can re produce and design most sizes and styles that you may require.

All our chimney pots are both functional and can be used as a feature in any garden.

To complement our chimney pots we also hand throw a selection of cowels to be used with the pot.



**Pastry Chimney Pots**  
15"w x 21"h (37 ½cm x 53 ½cm)  
15"w x 28" (37 ½cm x 85cm)



**Double Pastry Chimney Pot**  
15"w x 34"h (37 ½cm x 85cm)



**Plain Chimney Pot**  
15"w x 34"h (37 ½cm x 85cm)



# THE STORY BEHIND OUR TILES



## FLOOR TILES

William Blyth has introduced timeless handmade clay floor tiles to their product range. Traditionally used in older properties throughout hallways and kitchens. Their deep terracotta colour with slight variations in colour and texture create a unique character, enhancing any home.

The tiles are well suited to under floor heating as their thick body of clay absorbs and retains heat for a long period of time. For indoor use we recommend the tiles should be sealed with linseed oil and then waxed to create a waterproof finish. Once waxed the true rich colour of the tile with its character and warmth are enhanced.



If a different shape or size of tile is required, please do not hesitate to contact us.

### TECHNICAL INFORMATION

Size of Tile:	315mm x 260mm
Cover Capacity m <sup>2</sup> :	11.5
Weight per Tile (kg):	2.7
Quantity per Pallet:	400
Weight per Pallet (tonnes) :	1.1



## A REPUTATION BUILT ON QUALITY AND TRADITION

AS WELL AS MANUFACTURING HANDMADE ROOF TILES, OUR SISTER COMPANY, SUSSEX HANDMADE BRICK - BASED IN HASTINGS, EAST SUSSEX - MANUFACTURES A RANGE OF TRADITIONAL HANDMADE BRICKS AND SPECIALS. THESE ALL WORK BEAUTIFULLY WITH OUR HANDMADE ROOF TILES.



Athlone House

**Established in 1896, Sussex Handmade Brick takes pride in making a range of traditional genuine handmade bricks, berry bricks and specials, both in metric and imperial sizes, as well as bespoke sizing**

All of our products are manufactured using Wadhurst clay, extracted from our own quarry to the rear of the brick works. All of our facing bricks are made in accordance with BS EN771 - 1 2014.



As well as making traditional handmade bricks, our extensive knowledge of brickmaking enables us to produce a large variety of standard and non standard specials in an array of colours and textures to complement our bricks.

Due to the firing process, the kilns produce a range of light, medium and dark reds, handmade with a fine sanded texture or a lightly floured texture creating a brick with rich colours and something totally unique to us here at Sussex Handmade Brick.

Our aim is to produce a variety of colours, textures and sizes in brick which are perfect for sensitive restoration and prestigious new build projects alike.



We pride ourselves on our commitment to you and invite you to visit the works where you can see the bricks being made and choose the brick that best suits your individual requirements.

Whether your project is large or small, standard or bespoke, please do not hesitate to contact us:  
**email enquiries@sussexhandmadebrick.co.uk**  
**telephone +44 (0) 1424 814344**  
**Sussex Handmade Brick Limited,**  
**Fourteen Acre Lane, Three Oaks, Hastings,**  
**Sussex. TN35 4NB**



## THE HANDMADE RANGE



Guestling Red



Waverley Orange



Heathfield



Westfield



Henley Red



Henley Multi



Tudor  
(50mm size)



Elizabethan



Elizabethan Multi

## THE HASTINGS RANGE



Hastings Light Red



Hastings Medium Red



Hastings Dark Red

## THE BERRY RANGE



Beckley Orange  
and Beckley Red



Beckley Dark Red



THE STORY  
BEHIND OUR  
TILES

GALLERY

